

MARVIN  
MODERN™  
COLLECTION

MARVIN® 

# AUTHENTICALLY MODERN



CATALOG

# Five Collections. One Legacy of Innovation.

Realize your unique vision, down to the last detail, with Marvin.

Born out of a legacy of innovation, the Marvin portfolio sets the highest standards in quality you can see and feel. Each premium collection blends inspired design and materials that perform.

Through expertly crafted architectural detailing, industry-leading engineering, and true partnership, Marvin helps open up a world of possibilities.

MARVIN  
**ULTIMATE™**  
COLLECTION



**Endless Possibilities**

Realize unique visions with endless design possibilities, each meticulously crafted.

INTERIORS

**Wood**

Six species options + custom, two painted or primed options, six stains + Clear Coat

EXTERIORS

**Extruded Aluminum**  
19 colors + custom

**Wood**  
Three species + custom

SIZING

Standard + custom sizing for replacement, remodeling, or new construction

HARDWARE

Extensive selection including Marvin Gallery Hardware

COASTAL + WATERFRONT

Hurricane Impact Zones 3 (IZ3) + Performance Grade 50 products (PG50)

MARVIN  
**MODERN™**  
COLLECTION



**Authentically Modern**

Achieve authentic modern architecture with expansive views and strong thermal performance.

INTERIORS

**Extruded Aluminum**

Five color options

EXTERIORS

**High-Density Fiberglass**  
Five color options

SIZING

Custom sizing for remodeling or new construction

HARDWARE

Minimalist hardware for modern design aesthetic

COASTAL + WATERFRONT

Not available with Impact Zone (IZ) rating

MARVIN  
**VIVID™**  
COLLECTION



**Boldly Innovative**

Complement transitional to contemporary architecture with dramatic sizes, durability, and energy efficiency.

INTERIORS

**Fiberglass Reinforced Composite**

Two color options

EXTERIORS

**Ultrax Fiberglass**  
Four color options

SIZING

Standard + custom sizing for replacement, remodeling, or new construction

HARDWARE

Available in four finish options with two door handle styles

COASTAL + WATERFRONT

Not available with Impact Zone (IZ) rating

MARVIN  
**ELEVATE®**  
COLLECTION



**Beauty Meets Durability**

Find the most in-demand traditional window and door types with natural wood interiors and Ultrax® fiberglass exteriors.

INTERIORS

**Wood**

Bare Pine, painted Designer Black, painted White, or Clear Coat

EXTERIORS

**Ultrax Fiberglass**  
Six color options

SIZING

Standard + custom sizing for replacement, remodeling, or new construction

HARDWARE

Available in six finish options with two door handle styles

COASTAL + WATERFRONT

Hurricane Impact Zone 3 (IZ3) + Performance Grade 50 products (PG50)

MARVIN  
**ESSENTIAL®**  
COLLECTION



**Streamlined Design**

Choose from a streamlined selection featuring proprietary Ultrax fiberglass interiors and exteriors.

INTERIORS

**Ultrax Fiberglass**

Four color options

EXTERIORS

**Ultrax Fiberglass**  
Six color options

SIZING

Standard + custom sizing for replacement, remodeling, or new construction

HARDWARE

Available in six finish options with one door handle style

COASTAL + WATERFRONT

Not available with Impact Zone (IZ) rating



# Table of Contents

**COLLECTION**    **04**    **Marvin Modern™ Collection**

**WINDOWS**    **06**    **Windows Introduction**  
 08 Casement  
 10 Awning  
 12 Direct Glaze  
 14 Corner

**DOORS**    **16**    **Doors Introduction**  
 18 Multi-Slide  
 20 Sliding  
 22 Swinging

**MARVIN CONNECTED HOME™**    **24**    **Marvin Connected Home Introduction**  
 30 Automated Casement  
 32 Automated Awning  
 34 Automated Multi-Slide

**OPTIONS**    **36**    **Options Introduction**  
 38 Interior + Exterior Colors  
 40 Simulated Divided Lites  
 42 Glass + Glazing  
 44 Screens + Hardware Styles  
 46 Sills

**MULTI-SLIDE, OUTSWING DOORS,  
 DIRECT GLAZE WINDOWS**  
 Ebony

MARVIN  
MODERN™  
COLLECTION

# Stunning in Both Design and Engineering

Create a purely modern aesthetic at an even larger scale with our Modern collection. Made with an innovative High-Density Fiberglass material and designed as a modular system, achieving precise, consistent sightlines for breathtaking views – with exceptional thermal performance – has never been easier.

---

AUTHENTIC MODERN DESIGN

---

PRECISION ENGINEERING

---

THOUGHTFUL INNOVATION

---

DIRECT GLAZE WINDOWS  
Bronze



# Windows

Marvin Modern™ windows are built to showcase the precise lines of modern architecture while bringing more light and fresh air into interior spaces.

DIRECT GLAZE, CASEMENT,  
AUTOMATED AWNING WINDOWS  
Ebony



# Casement

The side-hinged Marvin Modern™ Casement window features pure modern design aesthetics. Available with push-out, crank-out, or automated operation, it can be used on its own or as part of the Modern modular design system to deliver consistent profiles and expansive glass.

*fig. 1* **CASEMENT WINDOW**  
Ebony

*fig. 2* **INTERIOR VIEW**  
Stone White

*fig. 3* **EXTERIOR VIEW**  
Gunmetal


*fig. 4* **CRANK-OUT HARDWARE**  
Matte Black



*fig. 1*



*fig. 2*



*fig. 3*



*fig. 4*

## FEATURES

Available with window opening control device, providing peace of mind when safety is a concern

Wash mode hinges allow for easy cleaning from the interior

Select push-out, crank-out, or automated operation

Integrated and removable screens do not intrude upon or restrict sightlines and daylight opening

Frame recess accepts a drywall return for seamless integration

Modular in its design, it can be used on its own or mullered to other products in the Modern collection (refer to the Architectural Detail Manual or your Marvin dealer for mulling details)

Choose among five color options inspired by the elements, with the option to split interior and exterior colors

Thermally efficient to perform in demanding climates; available in dual- and triple-pane options

Factory glazed for durability and convenient installation

Thermoset finish resists scratching, marring, and fading

# Awning

Marvin Modern™ Awning windows offer push-out, crank-out, or automated operation. Available in custom sizes, they can be used on their own or as part of the Modern modular design system. Awning windows are frequently positioned high on the wall as clerestory windows, providing a complementary source of light and fresh air.

- fig. 1* **AWNING WINDOW**  
Ebony
- fig. 2* **INTERIOR VIEW – PUSH-OUT**  
Stone White
- fig. 3* **INTERIOR VIEW – CRANK-OUT**  
Stone White
- fig. 4* **EXTERIOR VIEW**  
Gunmetal
- fig. 5* **AWNING WINDOWS**  
Ebony



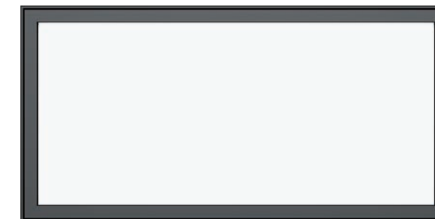
*fig. 1*



*fig. 2*



*fig. 3*



*fig. 4*



*fig. 5*

## FEATURES

Select push-out, crank-out, or automated operation

Frame recess accepts a drywall return for seamless integration

Integrated and removable screens do not intrude upon or restrict sight lines and daylight opening

Modular in its design, it can be used on its own or mullered to other products in the Modern collection (refer to the Architectural Detail Manual or your Marvin dealer for mulling details)

Choose among five color options inspired by the elements, with the option to split interior and exterior colors

Thermally efficient to perform in demanding climates, available in dual- and triple-pane options

Thermoset finish resists scratching, marring, and fading

Factory glazed for durability and convenient installation

# Direct Glaze

The Marvin Modern™ Direct Glaze window is a stationary unit with precise profiles for maximum daylight openings. Ideal for framing scenic views, it's available in custom sizes and can be used on its own or as part of the Modern design system to deliver consistent profiles and expansive glass.

*fig. 1* DIRECT GLAZE WINDOWS  
Stone White


*fig. 2* INTERIOR VIEW  
Stone White

*fig. 3* EXTERIOR VIEW  
Gunmetal


*fig. 4* INTERIOR DETAIL  
Ebony



*fig. 1*



*fig. 2*



*fig. 3*



*fig. 4*

## FEATURES

Glass meets the frame directly without a sash for a simple, clean profile with more glass area

Frame recess accepts a drywall return for seamless integration

Modular in its design, it can be used on its own or mullered to other products in the Modern collection (refer to the Architectural Detail Manual or your Marvin dealer for mulling details)

Choose among five color options inspired by the elements, with the option to split interior and exterior colors

Thermally efficient to perform in demanding climates; available in dual- and triple-pane options

Factory glazed for durability and convenient installation

Thermoset finish resists scratching, marring, and fading

# Corner

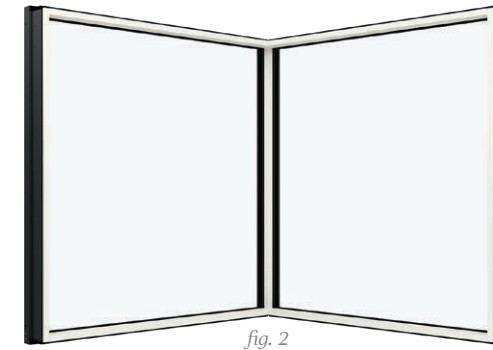
The Marvin Modern™ Corner window features two elegant Direct Glaze windows joined at 90° to maximize views and natural light within interior spaces. Delivering dramatic panoramic views, it's a truly distinctive component within the modular Modern design system.

*fig. 1* CORNER, DIRECT GLAZE, CASEMENT WINDOWS  
Ebony

*fig. 2* INTERIOR VIEW  
Stone White

*fig. 3* EXTERIOR VIEW  
Gunmetal

*fig. 4* CORNER, DIRECT GLAZE WINDOWS  
Stone White




*fig. 2*



*fig. 4*



*fig. 1*



*fig. 3*

## FEATURES

Option for equal or unequal flanker widths

Frame recess accepts a drywall return for seamless integration

Modular in its design, it can be used on its own or mullied to other products in the Modern collection (refer to the Architectural Detail Manual or your Marvin dealer for mulling details)

Choose among five color options inspired by the elements, with the option to split interior and exterior colors

Thermally efficient to perform in demanding climates; available in dual- and triple-pane options

Factory glazed for durability and convenient installation

Thermoset finish resists scratching, marring, and fading

# Doors

Perfect for integrating indoor and outdoor spaces, Marvin Modern™ doors offer expansive views and modular design flexibility.

MULTI-SLIDE DOORS  
Ebony



## Taking Mountain Modern from Vision to Reality

Collaboration was key in creating this Park City showstopper. Learn more on the Marvin Inspiration blog.



[marvin.com/pinnacle-sky](https://marvin.com/pinnacle-sky)

# Multi-Slide

The Marvin Modern™ Multi-Slide door is available in custom sizes and certified up to 12' heights. It can be used on its own or as part of the Modern modular design system. Features multiple moving panels that, when opened, stack or conveniently conceal in the wall pocket.

*fig. 1* **MULTI-SLIDE DOOR, CASEMENT WINDOWS**  
Ebony

*fig. 2* **INTERIOR VIEW**  
Stone White

*fig. 3* **EXTERIOR VIEW**  
Gunmetal

*fig. 4* **FINGER PULL**  
Silver



*fig. 1*



*fig. 2*



*fig. 3*



*fig. 4*

## FEATURES

Consistent panel thickness with narrow stiles and rails, regardless of configuration or size

Flush handle designed for sleek modern form

Available in over 40 configurations. Uni-directional configurations: one to six panels, available in stacked or pocket. Bi-parting configurations: two to 10 panels, available in stacked or pocket.

Modular in its design, it can be used on its own or mullied to other products in the Modern collection (refer to the Architectural Detail Manual or your Marvin dealer for mulling details)

Choose among five color options inspired by the elements, with the option to split interior and exterior colors

Thermally efficient to perform in demanding climates; available in dual- and triple-pane options

Factory glazed for durability and convenient installation

Thermoset finish resists scratching, marring, and fading

# Sliding

The Marvin Modern™ Sliding door provides a classic door design with an authentic modern aesthetic. It showcases thoughtful innovation and precision engineering with the strength and performance of High-Density Fiberglass.

*fig. 1* **SLIDING DOOR**  
Stone White

*fig. 2* **INTERIOR VIEW**  
Stone White

*fig. 3* **EXTERIOR VIEW**  
Gunmetal

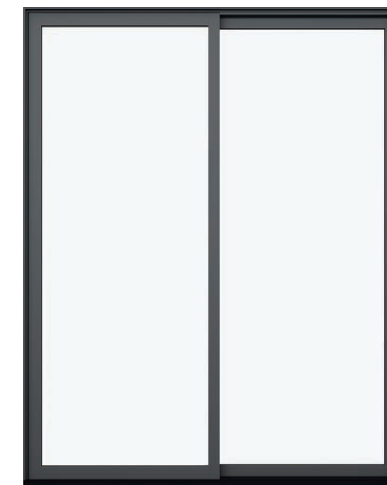
*fig. 4* **SLIDING DOOR**  
Bronze



*fig. 1*



*fig. 2*



*fig. 3*



*fig. 4*

## FEATURES

Available in O, XO, OX, XOO, OOX, OXO, and OXXO configurations

Expansive glass with up to four panels, widths up to 5', and heights up to 12'

Flush handle designed for sleek modern form

Modular in its design, it can be used on its own or mullered to other products in the Modern collection (refer to the Architectural Detail Manual or your Marvin dealer for mulling details)

Choose among five color options inspired by the elements, with the option to split interior and exterior colors

Thermally efficient to perform in demanding climates; available in dual- and triple-pane options

Factory glazed for durability and convenient installation

Thermoset finish resists scratching, marring, and fading

# Swinging

The Marvin Modern™ Swinging door features pure modern design aesthetics, including sleek, clean 3-3/8" stile and rail dimensions. It can be used on its own or as part of the Modern modular system to deliver consistent profiles and expansive glass.

*fig. 1* INSWING DOOR, DIRECT GLAZE WINDOWS  
Gunmetal


*fig. 2* EXTERIOR VIEW  
Stone

*fig. 3* INTERIOR VIEW  
Gunmetal

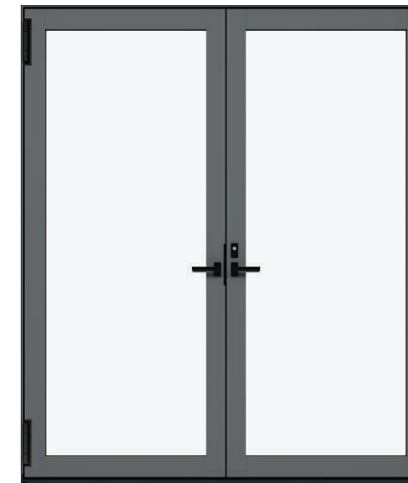
*fig. 4* HARDWARE DETAIL  
Matte Black



*fig. 1*



*fig. 2*



*fig. 3*



*fig. 4*

## FEATURES

Available in X, O, XO, OX, and XX configurations, with unequal panel widths

Features a minimalist handle, escutcheon, and two squared hinges per panel to provide a cleaner look and less disruption

Modular in its design, it can be used on its own or mullied to other products in the Modern collection (refer to the Architectural Detail Manual or your Marvin dealer for mulling details)

Choose among five color options inspired by the elements, with the option to split interior and exterior colors

Thermally efficient to perform in demanding climates; available in dual- and triple-pane options

Factory glazed for durability and convenient installation

Thermoset finish resists scratching, marring, and fading

# Marvin Connected Home™

Where stunning design and smart technology seamlessly merge to give you more convenience and control over air, light, and views. These innovative, smart window and door solutions are engineered to deliver integrated technology that luxuriously harmonizes with the world around them for truly effortless living.



1

**Automated  
Awning window**  
Now a solution to operate  
clerestory windows.

2

**Automated  
Casement window**

3

**Casement window**  
Standard

4

**Awning window**  
Standard

5

**Automated  
Multi-Slide door**



[marvinconnectedhome.com](https://marvinconnectedhome.com)

## Designing a Home as Smart as it is Stunning

Bringing a new home to life goes beyond bricks and mortar. A contemporary masterpiece seamlessly blends modern aesthetics with Marvin Connected Home™ smart technology to deliver convenience and customized solutions. Learn more on the Marvin Inspiration blog.



[marvin.com/river-residence](https://marvin.com/river-residence)



## Beautiful Views Are Just the Beginning. Discover Technology That Delivers.

### Effortless Control

Easily control windows and doors for accessing and enhancing airflow and natural light. Customize schedules and scenes for waking up, winding down, and everything in between. Choose preferred control options, including home automation systems, voice assistants, Marvin Home app, on-unit controls, or wall switches.

### Seamless Integration

Connect with Amazon® Alexa® to enable voice assistant. Plus, Marvin Connected Home integrates with select home automation systems like Crestron® Home and Control4®, for a seamless smart home experience.

### Responsive Technology

Program smart windows to automatically respond to outdoor conditions, such as temperature and humidity.

### Peace of Mind

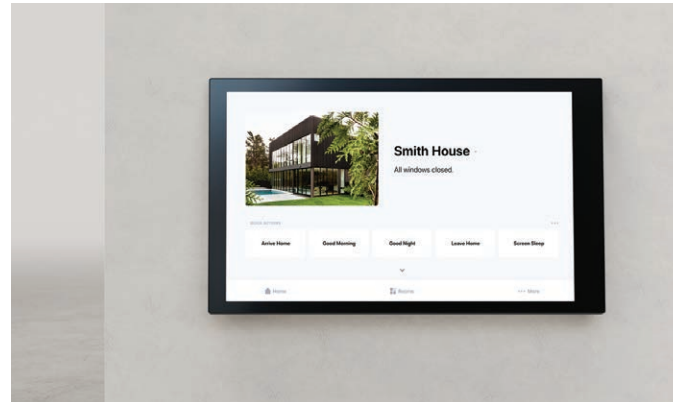
On-unit sensors keep rain and moisture out of your home. Rest easy knowing that windows and doors will automatically close when moisture is detected, and whether the door's mechanical and magnetic locks are locked or unlocked. Use the Marvin Home App to remotely engage or disengage the magnetic lock.

### Modern Design and Aesthetics


Simplicity, product ingenuity, and clean aesthetics create a seamless design experience, with stunning results.

# Five Flexible Modes of Control

Make the most of your smart windows and doors with Marvin Connected Home™. Choose your preferred methods of connectivity and control from these five options. It's that effortless.




**HOME AUTOMATED SYSTEMS**  
Crestron® Home and Control4®



**MARVIN HOME APP**  
Available on Google Play® and the Apple App Store®



**VOICE ASSISTANT**  
Amazon® Alexa®



**THIRD-PARTY SWITCH OR THIRD-PARTY CONTROL**



**ON-UNIT CONTROLS**  
Awning and Casement

# Automated Casement

Choose the Marvin Modern™ Automated Casement window for remote operation and status checks. All within a clean modular system that captures the spirit of true modern design. Pairs seamlessly with standard Modern products.

*fig. 1* **AUTOMATED CASEMENT, AUTOMATED AWNING, DIRECT GLAZE WINDOWS**  
Ebony


*fig. 2* **INTERIOR VIEW**  
Stone White

*fig. 3* **EXTERIOR VIEW**  
Gunmetal


*fig. 4* **ON-UNIT CONTROL**  
Matte Black (also available in Stone White)



*fig. 1*



*fig. 2*



*fig. 3*



*fig. 4*

## FEATURES

Integrated sensors automatically close window when moisture is detected or power is lost

Integrated motors deliver ultra-quiet sound performance

Concealed hardware creates expansive direct glaze-like window silhouettes

Safety features, like pinch detection, ensure the window won't close when obstructed

Modular in its design, it can be used on its own or mullied to other products in the Modern collection (refer to the Architectural Detail Manual or your Marvin dealer for mulling details)

Choose among five color options inspired by the elements, with the option to split interior and exterior colors

Thermally efficient to perform in demanding climates; available in dual- and triple-pane options

Factory glazed for durability and convenient installation

# Automated Awning

The Marvin Modern™ Automated Awning window gives you maximum control over air, light, and views. A low-profile motor and discreet controls keep the look clean and elegant, while quiet operation ensures minimal disruption and top performance. Pairs seamlessly with standard Modern products.

*fig. 1* **AUTOMATED AWNING WINDOW**  
Ebony

*fig. 2* **INTERIOR VIEW**  
Stone White

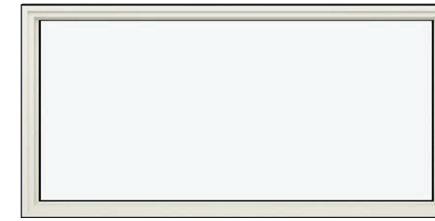
*fig. 3* **EXTERIOR VIEW**  
Gunmetal

*fig. 4* **ON-UNIT CONTROL**  
Matte Black (also available in Stone White)


*fig. 5* **AUTOMATED AWNING, DIRECT GLAZE WINDOWS**  
Ebony



*fig. 1*



*fig. 2*



*fig. 3*



*fig. 4*



*fig. 5*

## FEATURES

Open and close windows, check status, and operate clerestory windows

Integrated sensors automatically close window when moisture is detected or power is lost

Integrated motors deliver ultra-quiet sound performance

Concealed hardware creates expansive direct glaze-like window silhouettes

Safety features, like pinch detection, ensure the window won't close when obstructed

Modular in its design, it can be used on its own or mullied to other products in the Modern collection (refer to the Architectural Detail Manual or your Marvin dealer for mulling details)

Choose among five color options inspired by the elements, with the option to split interior and exterior colors

Thermally efficient to perform in demanding climates; available in dual- and triple-pane options

# Automated Multi-Slide

The Marvin Modern™ Automated Multi-Slide door allows easy access to expansive views and a connection to the outdoors. Even larger door configurations can be operated with a simple push of a button.

*fig. 1* **AUTOMATED MULTI-SLIDE DOOR**  
Ebony

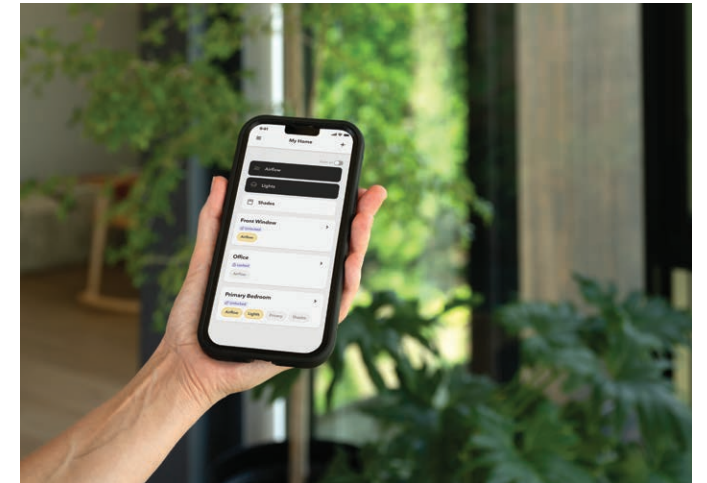
*fig. 2* **INTERIOR VIEW**  
Ebony

*fig. 3* **EXTERIOR VIEW**  
Ebony

*fig. 4* **MARVIN HOME APP**  
See page 28 for all modes of control



*fig. 2*



*fig. 4*



*fig. 1*



*fig. 3*

## FEATURES

Have peace of mind knowing the status of the door's mechanical and magnetic locks. Use the Marvin Home app to remotely lock or unlock the magnetic lock. (The magnetic lock is inside the door and securely locks the door in place.)

Choose among four modes of control, including home automation systems, voice assistants, Marvin Home app, and wall switches (12-in-one touch screen and exterior wall switch included at no additional cost)

Program door to open and close using interior and exterior motion sensor and wave motion sensor

Available in over 40 configurations. Uni-directional configurations: one to six panels, available in stacked or pocket. Bi-parting configurations: two to 10 panels, available in stacked or pocket.

Consistent panel thickness with narrow stiles and rails, regardless of configuration or size

Modular in its design, it can be used on its own or mullied to other products in the Modern collection (refer to the Architectural Detail Manual or your Marvin dealer for mulling details)

# Options

MARVIN MODERN™ MULTI-SLIDE DOOR, AWNING,  
CASEMENT, DIRECT GLAZE WINDOWS  
Gunmetal, Stone White




# Interior Color Options

## Low-Gloss Aluminum

Our thoughtfully selected color palette evokes the elemental nature of modern design. Choose split interior and exterior colors or matching colors designed to coordinate.




### ALUMINUM INTERIOR COLORS




STONE WHITE




CLEAR ANODIZED



BRONZE



EBONY



GUNMETAL


# Exterior Color Options

## High-Density Fiberglass


Carefully curated to meet the exacting principles and aesthetic standards of true modern architecture, Marvin Modern™ offers a color palette inspired by the elements. Choose split interior and exterior colors or matching colors designed to coordinate.




### FIBERGLASS EXTERIOR COLORS



STONE WHITE




SILVER



BRONZE



EBONY



GUNMETAL

# Simulated Divided Lites

Achieve a unique aesthetic with divided lites on any Marvin Modern™ window or door. Select from a variety of customizable patterns, available on both dual-pane and triple-pane products.


MULTI-SLIDE DOOR WITH SIMULATED DIVIDED LITES  
Ebony



## Simulated Divided Lites with Spacer Bar (SDLs)

Paired with aluminum SDL bars on the interior and exterior of the glass, an aluminum spacer bar is installed between the glass. Available in 7/8" and 1-1/8" widths and five colors.\*

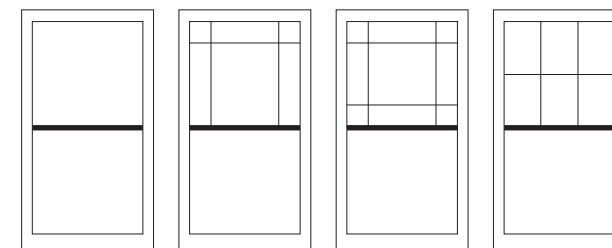
### SIMULATED DIVIDED LITE OPTIONS



## Simulated Frame

The 2-7/8" Simulated Frame, also with black spacer bars, features an aluminum interior and High-Density Fiberglass exterior. It can be combined with 7/8" or 1-1/8" SDL bars in Simulated Rail Rectangular, Simulated Rail Prairie 6, Simulated Rail Prairie 9, and Simulated Frame patterns.

### SIMULATED FRAME OPTIONS



\* For more options, visit [marvin.com](http://marvin.com)

# Glass + Glazing

The thermal and structural properties of High-Density Fiberglass combined with the right glazing make Marvin Modern™ products an optimal choice for energy efficiency. Our proprietary High-Density Fiberglass is an excellent thermal insulator, resulting in low thermal conductivity. We offer window and door options with two or three panes of glass and a range of glazing options to meet the performance challenges of every climate.

## Dual Pane Glazing

Our standard glazing is dual pane: two panes of glass with Low E coatings and insulated with argon gas. Compared to a single glass pane, dual pane glass cuts energy costs significantly because of low emissivity coating and the gas-filled insulating space between the glass layers.



## Triple Pane Glazing

Triple pane glazing consists of three panes of glass with Low E coating applied to the surface. The two glass spaces are insulated with argon gas between the panes. Available in a 1-1/4" makeup in all Marvin Modern products and a 1-5/8" makeup in the Modern Direct Glaze windows to better support thermal performance in larger glass sizes.



## Specialty Glass

Our specialty glass options include glass for unique project needs like sound abatement (STC/OITC) and high altitudes. A variety of decorative glass options, including those shown below and others, are available to meet the unique needs of each project. Tempered or laminated glazing is available in Frosted, Obscure, and Gray or Bronze Tint.


### SPECIALTY GLASS OPTIONS



FROSTED



OBSCURE



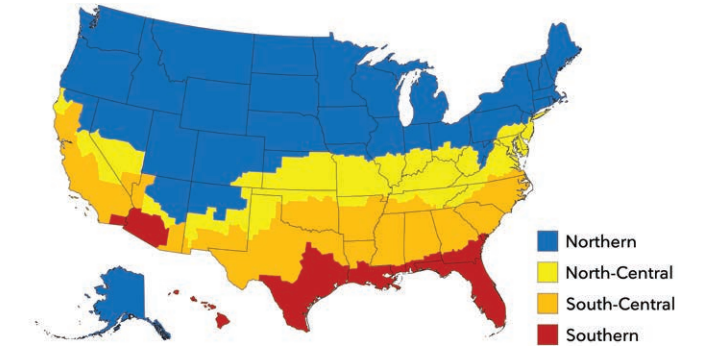
GRAY TINT



BRONZE TINT

## Glass Coatings

Low E coatings are microscopically thin, essentially invisible coatings on the glass surface that help manage the amount of light and heat conducted through a window pane or reflected away from it, reducing a home's dependence on heat and air conditioning. The national ENERGY STAR® program recognizes products that meet strict energy-efficiency guidelines to suit climates in different areas of the country, and Marvin offers products to meet climate and code requirements in every region.



### GLASS COATING OPTIONS

#### Low E1

Low E1 coating is a good choice when you want maximum solar heat gain and radiant heating properties. This type of coating is generally used in Northern climates where heating is prioritized over cooling. You'll reap maximum benefits when windows with this type of coating are positioned to receive direct sun exposure.

#### Low E2

The most common Low E coating, since it works well across most geographic regions and climates. Low E2 with two metallic coatings balances less solar heat gain and improved radiant heating properties.

#### Low E3

Used in applications where solar heat gain may be a concern, Low E3 coating uses multiple metallic layers for radiant properties similar to Low E2. This type of coating is most commonly used in Southern, sunny climates where cooling is prioritized over heating.

#### Low ERS

A higher performing Low E glass with significantly improved U Factors (ability to keep heat inside of your home). This coating is placed on the interior surface of the glass and can be touched. It is used in conjunction with Low E2 or Low E3 and helps reflect radiant heat back into the room. This means a slightly cooler interior glass surface since the heat is not absorbed by the glass. The cooler surface may see a bit more condensation in cold climates versus traditional Low E glass make-ups. Abrasive products should be avoided when cleaning the glass.

#### Low ELR

A high-performance Low E coating, providing the lowest Solar Heat Gain Coefficient with a slightly darker tint. It offers excellent U-Factor performance and glare control. This product meets requirements for the Sea Turtle Conservation Code and provides the best reduction in ultraviolet light transmission.

# Screens

Available for crank-out, push-out, and automated Marvin Modern™ Casement and Awning windows. Retractable screens are available for Modern Swinging doors and Multi-Slide doors. A sliding screen is available for the Modern Sliding door.

## FEATURES

Screen frame won't disrupt sightlines and daylight openings

Marvin BrightView™ high-transparency mesh

Innovative latch color matched to the interior

Retractable screen is available for Swinging doors and Multi-Slide doors; made with Marvin high-transparency mesh

Sliding screen is available for Sliding doors; made with Marvin BrightView mesh

AWNING WINDOW WITH SCREEN  
Silver



# Hardware Styles

## Window Hardware

Windows feature classic low-profile durable hardware for clean aesthetics and security.\*

## Door Handles

From minimalist handles to nested locks, our hardware is designed to complement clean, modern lines while delivering reliable performance. Door hardware is available with split finishes for interior and exterior.\*

PUSH-OUT HANDLE



Available on Casement and Awning windows

CRANK-OUT HANDLE



Available on Casement and Awning windows

MINIMALIST HANDLE



Available on Swinging door


MINIMALIST HANDLE



Available on Multi-Slide door

## HARDWARE FINISH OPTIONS

Choose from hardware designed to complement clean, modern lines while delivering reliable performance.




STONE WHITE




SILVER



SATIN NICKEL



MATTE BRONZE



MATTE BLACK

\* For more options, visit [marvin.com](http://marvin.com)

# Sills


We've innovated every aspect of the Marvin Modern™ collection, right down to the smallest details. We offer flush sill options for both temperate and inclement conditions, as well as a Performance sill for areas where recessing isn't an option.

Modern sills are engineered with our proprietary High-Density Fiberglass (proprietary Ultrex® fiberglass on the Modern Sliding door) for superior strength, durability, and thermal performance. All door sills are available in Ebony or Bronze with aluminum liners and covers, with the exception of the Saddle sill.

**MULTI-SLIDE DOOR WITH FLUSH SILL**  
Clear Anodized, Ebony




## MULTI-SLIDE OPTIONS



### Flush Sill

- Recommended for protected areas
- Not certified for performance
- ADA capable when installed properly



### Performance Sill


- Recommended for areas where performance is needed and the sill is not recessed
- Rated and certified for performance
- Not ADA capable



### High Performance Sill


- Rated and certified for superior performance
- ADA capable when installed properly

## SWINGING OPTIONS



### Saddle Sill

- Not certified for performance
- ADA compliant
- Only available in thermally broken aluminum and in Dark Bronze



### Low Profile Sill

- Rated and certified for performance
- ADA capable when installed properly



### Performance Sill

- Rated and certified for superior performance
- ADA capable when installed properly

## SLIDING OPTIONS



### Flush Sill

- Rated and certified for performance
- Not ADA capable



MARVIN MODERN™  
DIRECT GLAZE WINDOWS  
Ebony



Since 1912, Marvin has been a family-owned and -led company, with a legacy of innovation and commitment to the highest quality. We understand the unique opportunity windows and doors have to improve our spaces and how we feel in them. That's why we never stop pushing what's possible and inventing new solutions to channel fresh air, enhance light quality, and connect with the world around us.

**MARVIN.COM**

© 2026 Marvin Lumber and Cedar Co., LLC. All rights reserved.  
® Registered trademark of Marvin Lumber and Cedar Co., LLC.

Amazon and Alexa are registered trademarks of Amazon Technologies, Inc. Crestron Home is a registered trademark of Crestron Electronics, Inc. Control4 is a registered trademark of Snap One, LLC. App Store is a registered trademark of Apple Inc. Google Play is a registered trademark of Google LLC.

Part 19983465. January 2026.

Cover Image: Marvin Modern™ Awning, Casement, and Direct Glaze windows

Colors shown in printed materials are simulations and may not precisely duplicate product or finish colors. Contact your local Marvin dealer to view actual product and finish color samples.